

Standards to Reopen
amid the COVID-19 Pandemic

Safer Racine



Produced by the City of Racine
Department of Public Health
June 22, 2020 (Revised January 8, 2021)

A document produced for the City of Racine



CONTENTS

SAFER Racine Purpose	2
Responsible Entities	3
<i>Public Health</i>	3
<i>Health Care Systems</i>	3
<i>Emergency Responders</i>	4
<i>Business Community</i>	4
<i>Community Members</i>	4
SAFER Racine Metrics	4
<i>Epidemiology</i>	5
<i>Health Care System</i>	5
<i>Public Health</i>	5
<i>Resources</i>	6
SAFER Racine Metric Status	7
Why a Criteria-Based Approach to Reopening is Important	8
Public Health Requirements	9
Enforcement	11
SAFER Racine Strategy	12
<i>Long-Term Care Facilities</i>	12
<i>Public and Private Schools (K-12), Childcare Centers, Summer Programs, & Institutions of Higher Education</i>	13
<i>Businesses, Workplaces, and Faith & Spiritual Communities (Table 1)</i>	14
<i>Businesses, Workplaces, & Faith & Spiritual Communities (Table 2)</i>	15
<i>Businesses, Workplaces, and Faith & Spiritual Communities (Table 3)</i>	16
<i>Recreational Activities (Table 1)</i>	17
<i>Recreational Activities (Table 2)</i>	18
<i>Mass or Social Gatherings</i>	19

SAFER RACINE PURPOSE

Without effective treatment or a widely distributed vaccine, the COVID-19 pandemic is likely to continue in the coming months to years. Without duly considered and well-crafted mitigation strategies, the significant health and economic consequences we are currently experiencing are unlikely to disappear. Thus, the goals of the strategy presented in this document are to:

1. Reduce the number of people who are exposed to and subsequently contract COVID-19
2. Reduce the number of people who are hospitalized due to COVID-19

Non-pharmaceutical community strategies slow the spread of COVID-19. Contact tracing, isolation, quarantine and, most notably, strict social or physical distancing resulting from public health orders. However, these prevention strategies have come at a significant cost to the local economy as well as separating us from family, friends, neighbors and colleagues.

While we are all anxious to reopen businesses and resume daily activities, reopening too quickly or without tools in place to slow the spread of the virus could threaten the progress made to date, resulting in greater health and economic consequences. The strategies presented in this document are designed to aid city officials and all who live, learn, work, pray, and play in the City of Racine in reopening businesses and resuming community-level activities incrementally, as well as considering when and what mitigation strategies may be needed if conditions worsen. This document is not meant to replace state, federal, or international guidance. Rather, it complements and incorporates recommendations, guidance criteria and core responsibilities contained within them.

While the reopening strategy presented in this document appears linear, as a function of chronological time, it is difficult to predict the behavior of the virus that causes COVID-19. As restrictions are loosened and more testing occurs there may be an increase (peak) in the number of confirmed cases (Figure 1). These cases may rise and fall in waves. Depending on the rate and frequency at which this occurs, policies enacted may need to follow a similar pattern, e.g. returning to more restrictive levels to ensure that achievements attained are not lost, as they reflect a loss in both life and livelihood for our citizens. This document will be reviewed at regular intervals. Preventing a resurgence of COVID-19 also ensures our health care system, public health agency and emergency response services have the ability to react without exceeding their capacity to do so. Safer Racine was developed with this in mind.

Adequate and equitable access to health care is a basic human right. The COVID-19 pandemic highlights the fact that some segments of the population are being disproportionately impacted. While this trial may bring us together against a common enemy, we must not lose sight of our obligations to address this disparity in less trying circumstances. We are one community and because of our diversity, are better and stronger together.

Reopening Strategy for Pandemics

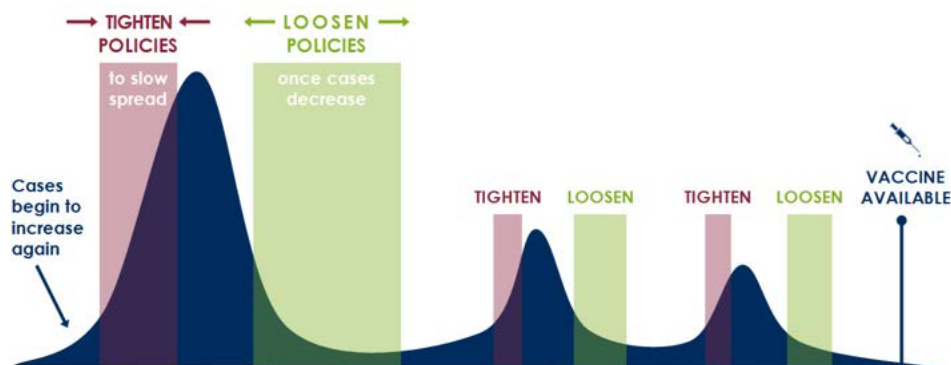


Figure 1. Evolution of reopening strategies as pandemic progresses (Public Health Madison & Dane County, 2020).

RESPONSIBLE ENTITIES

PUBLIC HEALTH

Public health professionals have the responsibility of tracking the virus and balancing a community response.

- ✓ Receive positive test results and conduct contact tracing
- ✓ Ensure quarantine and isolation
- ✓ Identify and implement population-level mitigation strategies and provide guidance for the reopening of the community, aligning with state and federal plans
- ✓ Provide technical assistance to businesses and individuals to implement best practices and contain outbreaks
- ✓ Report progress and local data
- ✓ Identify inequities and manage proactive response to managing spread of disease
- ✓ Facilitate community testing and future vaccination opportunities

HEALTH CARE SYSTEMS

Health care systems diagnose and provide supportive treatment.

- ✓ Identify positive COVID-19 cases through testing; minimally testing symptomatic individuals and contacts of positive cases
- ✓ Collaborate with public health and local businesses to test other emerging populations
- ✓ Develop plans and increase overall surge capacity
- ✓ Utilize infection control procedures to screen and test health care personnel for COVID-19 and mitigate its spread

EMERGENCY RESPONDERS

Emergency responders provide a critical buffer between health care systems, businesses, and community members.

- ✓ Communicate, educate, and potentially enforce public health emergency orders
- ✓ Engage the public by responding to emergency calls
- ✓ Ensure the safety of the public during socially and economically challenging times

BUSINESS COMMUNITY

The business community plays a critical role as the driver of our economy.

- ✓ Protect the health and safety of employees and customers
- ✓ Develop flexible policies to ensure employees can work from home when necessary or stay home when ill
- ✓ Monitor employees for symptoms and work with local public health when an employee is diagnosed with COVID-19 or is a known contact
- ✓ Implement CDC recommendations for safe business practices, e.g. frequently disinfecting surfaces, maintaining 6 feet physical distancing, hand washing, and other prevention measures
- ✓ Communicate to management, employees, and customers the importance of following prevention measures in order to build consumer confidence

COMMUNITY MEMBERS

Everyone shares the burden of keeping our community safe.

- ✓ Practice good hygiene, including washing hands with soap and water for at least 20 seconds and covering coughs and sneezes with a tissue or into an elbow
- ✓ Stay home when ill
- ✓ Call primary care provider for testing, if ill or exposed to someone who has COVID-19
- ✓ Clean high-touch objects like doorknobs, remotes, cell phones, and light switches frequently
- ✓ Follow public health recommendations and population-level prevention strategies, such as maintaining physical distancing and wearing cloth face coverings

SAFER RACINE METRICS

In order to reopen, four types of data need to be examined:

1. **Epidemiology:** Is there a sustained decrease in the number of positive tests and/or cases?
2. **Health Care System:** Is the health care system able to provide consistent levels of diagnostic testing and maintain surge capacity?
3. **Public Health:** Are infections contained, e.g. is community spread being controlled?
4. **Resources:** Is the PPE supply chain robust enough to meet the needs of the healthcare system and public health?

EPIDEMIOLOGY

The number of cases of COVID-19 within the community must be low enough that the health care system and public health can swiftly respond to limit the spread of disease within the community. This is a critical threshold for reopening. This data aligns with the progression of the epidemic towards an overall lowering of the number of confirmed cases per 100,000 residents.

Where we are today: There have been over 7,400 cases of COVID-19 in the City of Racine since March 18, 2020. The number of positive tests, as a proportion of daily total tests performed, ranges from 2 - 53%. The daily percentage of positive tests has increased significantly from October into November and has remained consistently above 25%. The 5-day rolling average, calculated since mid-May 2020, ranges from 2 - 41%. The case rate (a measure to compare the burden of disease across populations of different sizes) as of 1/4/2020 in Racine County was 595 new cases per 100,000 residents over the last two weeks. The City of Racine case rate was 515 cases per 100,000 residents in the last two weeks. Both rates decreased steadily since mid-November, but remain much higher than those seen in September. While care rates have decreased, the number of associated deaths has increased by more than 150% since September 30, 2020.

HEALTH CARE SYSTEM

A sustained level of diagnostic testing is required in order to identify active cases of COVID-19 infection within the community, which leads to contact tracing and prevention of further disease transmission. Alongside testing to monitor the course of the epidemic, it is vital that health care systems are equipped to manage patient care in the context of a surge caused by COVID-19. Identifying if hospitals are operating outside of crisis care, one of our metrics, is relevant to ensuring health care capacity. Robust testing of health care workers, to ensure a sustained workforce is also vitally important for maintaining capacity.

Where we are today: Hospital capacity and testing of health care workers are strengths in City of Racine. Health care systems are currently prepared to implement crisis care and have adapted current standards of care to meet present needs. At this time, their capacity to provide care has not been outpaced. However, we remain concerned that if the current rate of infections continues, or increases, the hospital systems surge capacity to manage positive cases and effectively treat those who need hospitalization will be exceeded. Screening of health care workers for new cases will need to be continued to ensure robust staffing is available to respond to a surge in cases. Consistent diagnostic testing services are available.

PUBLIC HEALTH

The third aspect of disease containment is the ability to identify probable cases and isolate individuals with positive diagnoses in order to prevent community spread. Through rapid contact tracing, public health can identify and notify contacts who have been exposed. Positive cases and contacts are isolated or quarantined and receive education for the duration of their infectious period which reduces transmission. Working closely with long-term care settings to implement protective measures and policies will slow the spread of COVID-19 in vulnerable populations.

Where we are today: Contact tracing is the most effective but challenging means to reducing the spread of the disease. The vast majority of individuals who have a positive diagnosis are contacted by public health personnel within 48 hours of their positive test results being reported; isolation and quarantine facilitated. Probable cases are also identified. However, challenges exist as a result of limited resources

and unequal impact of COVID-19 on communities of color due to severe socio-economic disparities. The Public Health department has personnel limitations, operating at a capacity much less than industry standards, which creates significant challenges in meeting the increased needs associated with contact tracing, education, awareness, and enforcement activities. Long-term care settings have implemented protective measures and policies in consultation with public health. An expansion of community test sites will provide additional information on the prevalence of COVID-19 within the community.







RESOURCES



The fourth aspect of disease containment is the availability of personal protective equipment (PPE) necessary to protect the health care, emergency responder and general workforce in the context of patient encounters. In order to maintain a robust workforce there must be an adequate supply of surgical masks, N95 respirators, gowns, gloves, hand sanitizer and disinfectant products to control the spread of COVID-19.

Where we are today: Although there has been some relief with respect to the procurement of PPE and disinfectants, the supply is not yet sufficient to meet the needs of the general public and all partner agencies.

SAFER RACINE METRIC STATUS

Active monitoring of real-time data-based metrics is critical. If metrics are not being met, mitigation strategies may be altered at the local level to address an identified hotspot. These metrics are reviewed regularly and will continue to be monitored by local officials. The data displayed below are only valid at the time of publication, but updates will be posted on [Racinecoronavirus.org](https://www.racinecoronavirus.org).

	Category	Measure	Threshold Metrics	Status
Epidemiology	Cases	Low incidence (%) of positive tests over last 14 days.	Green: ≤10% of tests positive Red: >10% of tests positive	
	Cases	Declining 5-day rolling average over last 14 days.	Green: Decline in 5-day average Red: No change / increase in 5-day average	
Health Care	Hospital Capacity	Treat all patients without crisis standards of care.	Green: Hospital affirms that they can treat all patients without crisis standards of care Red: Hospital affirms that they cannot treat all patients without crisis standards of care	
	Diagnostic Testing Capacity	Stable or decreasing numbers of infected health care workers over last 14 days.	Green: Testing available. No significant increase in health care worker infections over last 14 days Red: Testing insufficient or unavailable. Significant increase in health care worker infections over last 14 days	
Public Health	Contact Tracing	Majority of positive cases reported and contacted quickly (48 hrs.) to facilitate isolation and quarantine in last 14 days.	Green: ≥85% of all new cases Red: <85% of all new cases	
	Community Spread	Long-term care facilities are implementing protective measures and policies for handling COVID-19 cases.	Green: All facilities have implemented protective measures and policies for handling COVID-19 cases (staff or clients) Red: Not all facilities have implemented protective measures and policies for handling COVID-19 cases (staff or clients)	

	Surveillance	Stable or decreasing number of probable cases in last 14 days.	Green: No significant increase Red: Significant increase	
Resources	Personal Protective Equipment (PPE)	Availability of supplies to local jurisdictions and health care systems.	Green: Supply chain sufficient to meet needs Red: Needs not being met	

WHY A CRITERIA-BASED APPROACH TO REOPENING IS IMPORTANT

The science surrounding the virus responsible for COVID-19 is evolving. Research has shown that the aerosolized droplets generated by coughing and sneezing from a person with COVID-19 are highly effective routes of disease transmission. Emerging research also suggests that droplets generated by vocalization (such as loud speaking or singing) in pre-symptomatic and asymptomatic carriers may be an additional mode of disease transmission. Once generated, viral particles may be maintained in the air for a period of up to 3 hours and on surfaces, such as cardboard, plastic and metal for several hours (e.g. paper) and up to 7 days (e.g. metal surfaces).

It is this science that serves as the basis of the City of Racine Department of Public Health’s approach to reopening. Crowded restaurants, open work spaces, contact sports, indoor facilities where physical distancing is a challenge, and activities with deep breathing (such as singing) are inherently more prone to facilitate the transmission of COVID-19, particularly when an infected person does not have symptoms. Recent data has also identified communities of color as being disproportionately impacted by COVID-19. A rush to reopen risks furthering inequities if people are placed in unsafe conditions.

Supporting a careful, thoughtful approach to reopening will minimize exposure risk to the greatest extent possible while supporting the economic interests of the community. Reopening of those businesses and reintroduction of those activities must be approached in a manner that allows local officials to ensure that limited public health resources are still able to identify and contain the increase in cases that are likely to result from a greater number of people being exposed during reopening activities.

If a significant rise in cases, hospitalizations, and deaths result from reopening activities, a distinct possibility exists that more restrictive policies will need to be maintained, without linear progression. That decision, when/if necessary, will be made using the best available data and evolving science, with the best interest of the community’s health in mind, while understanding the economic and emotional impact. Not taking these actions will result in a cascade of events that will plunge the City of Racine into greater economic and social chaos than experienced to date; businesses will collapse without a stable workforce and steady stream of confident and financially capable patrons. Loss of family, friends, neighbors, and colleagues will tear at the very fabric of our multicultural community, extinguishing lives not lived to their fullest, quelling the exchange of ideas and inhibiting revival of this vibrant community.

PUBLIC HEALTH REQUIREMENTS

All institutions and/or businesses must follow the identified materials below for compliance with City of Racine Ordinances. The reopening strategy is not meant to be exhaustive and was written with the understanding that considerations may need to be given to unique, extenuating circumstances beyond a business or other public/private entity's control. These standards were based on, but modified from the Badger Bounce Back plan and Wisconsin Economic Development Corporation (WEDC) Reopen Guidelines for COVID-19. **Where there are conflicting specifications, the most restrictive or protective policy applies.** Community members must adhere to public health orders and restrictions implemented by businesses and institutions for the purposes of complying with city ordinance. Community members are strongly encouraged to follow the guidance and recommendations under item #2 within their own homes and when caring for their family, friends, or other members of the community.

1. All institutions and businesses are required to engage in the following:
 - a. Written and implemented hygiene policy and procedure that includes:
 - i. Ensuring employees who have a fever of $\geq 100.4^{\circ}\text{F}$ or other symptoms of COVID-19 are not allowed to work.
 - ii. Ensuring employees wash their hands for 20 seconds using soap and water as frequently as possible or use hand sanitizer with at least 70% alcohol content.
 - iii. A posted description of proper cough and sneeze etiquette.
 - b. Written and implemented cleaning policy and procedure that includes:
 - i. Cleaning and disinfecting frequently touched surfaces multiple times a day.
 - ii. Frequently wiping down any shared equipment, such as work spaces, credit card machines, lunch room items, carts, baskets, etc.
 - iii. Cleaning of common areas and equipment between users or at shift changes.
 - iv. Protocols to deep clean and disinfect in the event of a positive COVID-19 case.
 - c. Written and implemented protective measure policy and procedure that includes:
 - i. Ensuring people are at least 6 feet from others.
 - ii. Ensuring employees are provided with, and wear, disposable face masks or cloth face coverings when unable to maintain at least 6 feet from others.
2. Follow Centers for Disease Control and Prevention (CDC) guidance and recommendations relating to disease prevention measures, including the use of face masks or cloth face covers, social distancing, and proper cleaning and sanitation. Resources are available here:
 - a. [Hygiene and sanitation](#)
 - b. [Respiratory etiquette and prevention measures](#)
 - c. [Personal care and coping](#)
 - d. [Work place protections, as described for specific industries](#)
3. Businesses operating multiple services must comply with the individual criteria established for each unique service (i.e. *bar or restaurant components*). Reopening guidelines may be re-evaluated with respect to the emergency public health order.

Wisconsin Economic Development Corporation (WEDC) Reopen Guidelines

- i. General Guidance ([English](#))([Spanish](#))
- ii. Agriculture ([English](#))([Spanish](#))
- iii. Childcare Centers ([Dept. of Children and Families COVID-19 for Providers](#))
- iv. Construction ([English](#))([Spanish](#))
- v. Entertainment & Amusement ([English](#))([Spanish](#))
- vi. Gyms & Fitness Centers ([English](#))([Spanish](#))
- vii. Personal Services ([English](#))([Spanish](#))
- viii. Hospitality & Lodging ([English](#))([Spanish](#))
- ix. Manufacturing ([English](#))([Spanish](#))
- x. Outdoor Gatherings ([English](#))([Spanish](#))
- xi. Outdoor Recreation ([English](#))([Spanish](#))
- xii. Professional Services ([English](#))([Spanish](#))
- xiii. Public Facilities ([English](#))([Spanish](#))
- xiv. Restaurants ([English](#))([Spanish](#))
- xv. Retail ([English](#))([Spanish](#))
- xvi. Transportation ([English](#))([Spanish](#))
- xvii. Warehouse/Wholesale Trade ([English](#))([Spanish](#))

Note: Hair & Nail Salons have been renamed and now fall under Personal Services.

- 4. Businesses must ensure that they remain in compliance with all applicable state statutes, local licensing and/or permit requirements. The provided reopening strategies are not to meant to be construed as superseding state statutes, local licensing and/or permit requirements.
- 5. Mass gatherings, for the purposes of enforcing the Safer Racine Strategy and as identified by a double asterisk (**) following business descriptions, are restricted as follows:
 - a. Total number of persons allowed on the premises (indoors and outdoors combined) will not exceed 50% indoor capacity (based on occupancy permit) or 50 persons, whichever is less, and is only permitted if social distancing of 6ft can be maintained.

ENFORCEMENT

As we progress through this pandemic, questions on the implementation of this strategy and how it affects specific organizations can be directed to the City of Racine Department of Public Health at 262-636-9201. Enforcement concerns and complaints can also be forwarded through City of Racine Crime Stoppers by telephone (1-888-636-9330), text message [RACS to 274637(crimes)] or website (www.racine.crimestoppersweb.com).

This order is enforceable by the City of Racine Police Department and City of Racine Department of Public Health; violations or obstructions of this order are punishable under City of Racine Code of Ordinances.

SAFER RACINE STRATEGY

Public Health requirements for all institutions and businesses:

1. **Written and implemented hygiene policy and procedure that includes:**
 - a. Ensuring employees who have a fever of $\geq 100.4^{\circ}\text{F}$ or other symptoms of COVID-19 are not allowed to work.
 - b. Ensuring employees wash their hands for 20 seconds using soap and water as frequently as possible or use hand sanitizer with at least 70% alcohol content.
 - c. A posted description of proper cough and sneeze etiquette.
2. **Written and implemented cleaning policy and procedure that includes:**
 - a. Cleaning and disinfecting frequently touched surfaces multiple times a day.
 - b. Frequently wiping down any shared equipment, such as work spaces, credit card machines, lunch room items, carts, baskets, etc.
 - c. Cleaning of common areas and equipment between users or at shift changes.
 - d. Protocols to deep clean and disinfect in the event of a positive COVID-19 case.
3. **Written and implemented protective measure policy and procedure that includes:**
 - a. Ensuring people are at least 6 feet from others.
 - b. Ensuring employees are provided with, and wear, disposable face masks or cloth face coverings when unable to maintain at least 6 feet from others.

BUSINESS DESCRIPTION	SAFER RACINE PHASE 1 (STARTS JUNE 22 ND)	SAFER RACINE PHASE 2 (STARTS JULY 9 TH)	SAFER RACINE PHASE 3 (STARTS AUGUST 5 TH)	SAFER RACINE PHASE 4 (STARTS NOV. 12 TH)	SAFER RACINE PHASE 5 (STARTS NOV. 27 TH)	SAFER RACINE PHASE 6 (STARTS JAN. 18 TH)
<i>Long-Term Care Facilities</i>						
Long-Term Care Facilities	<ul style="list-style-type: none"> → Follow public health requirements & WEDC reopening guidelines (General) → No outside visitors → No group activities or communal dining → Visitors for compassionate care only 	<ul style="list-style-type: none"> → Follow Department of Health Services (DHS) and Centers for Medicare and Medicaid Services (CMS) guidelines 	<ul style="list-style-type: none"> → Follow Department of Health Services (DHS) and Centers for Medicare and Medicaid Services (CMS) guidelines 	<ul style="list-style-type: none"> → Follow Department of Health Services (DHS) and Centers for Medicare and Medicaid Services (CMS) guidelines 	<ul style="list-style-type: none"> → Follow Department of Health Services (DHS) and Centers for Medicare and Medicaid Services (CMS) guidelines → Outside visitors only for compassionate care → No group activities or communal dining 	<ul style="list-style-type: none"> → Follow Department of Health Services (DHS) and Centers for Medicare and Medicaid Services (CMS) guidelines → Outside visitors only for compassionate care → No group activities or communal dining

BUSINESS DESCRIPTION	SAFER RACINE PHASE 1 (STARTS JUNE 22 ND)	SAFER RACINE PHASE 2 (STARTS JULY 9 TH)	SAFER RACINE PHASE 3 (STARTS AUGUST 5 TH)	SAFER RACINE PHASE 4 (STARTS NOV. 5 TH)	SAFER RACINE PHASE 5 (STARTS NOV. 27 TH)	SAFER RACINE PHASE 6 (STARTS JAN. 18 TH)
<i>Public and Private Schools (K-12), Childcare Centers, Summer Programs, & Institutions of Higher Education</i>						
K-12 Schools	→ Closed	→ Closed	<p>→ Follow School Health Services Interim COVID-19 Infection Control and Mitigation Toolkit, Interim COVID-19 Transportation Guidance, Interim COVID-19 Cafeterias and Food Service Guidance, COVID-19 Information for School Health Services (WI DPI), and COVID-19: Schools and Child Care (WI DHS)</p> <p>→ Distance or virtual learning strongly recommended; in-person instruction permitted following review of reopening plan with the City of Racine Public Health Department</p>	<p>→ Follow School Health Services Interim COVID-19 Infection Control and Mitigation Toolkit, Interim COVID-19 Transportation Guidance, Interim COVID-19 Cafeterias and Food Service Guidance, COVID-19 Information for School Health Services (WI DPI), and COVID-19: Schools and Child Care (WI DHS)</p> <p>→ Buildings closed beginning NOVEMBER 27th, 2020 through January 15th, 2021 (inclusive). Applies to all students, faculty, staff, and administrative personnel. After January 15th, 2021 Phase 3 conditions apply. For more details, see Public Health Order issued on Nov. 12, 2020.</p>	<p>→ Follow School Health Services Interim COVID-19 Infection Control and Mitigation Toolkit, Interim COVID-19 Transportation Guidance, Interim COVID-19 Cafeterias and Food Service Guidance, COVID-19 Information for School Health Services (WI DPI), and COVID-19: Schools and Child Care (WI DHS)</p> <p>→ Buildings closed beginning NOVEMBER 27th, 2020 through January 15th, 2021 (inclusive). Applies to all students, faculty, staff, and administrative personnel. After January 15th, 2021 Phase 3 conditions apply unless preceded by the release of a subsequent phase.</p>	<p>→ Follow School Health Services Interim COVID-19 Infection Control and Mitigation Toolkit, Interim COVID-19 Transportation Guidance, Interim COVID-19 Cafeterias and Food Service Guidance, COVID-19 Information for School Health Services (WI DPI), and COVID-19: Schools and Child Care (WI DHS)</p> <p>→ Distance or virtual learning strongly recommended; in-person instruction permitted following review of reopening plan with the City of Racine Public Health Department.</p> <p>Note: Schools with previously submitted and reviewed reopening plan with the City of Racine Public Health Department DO NOT have to resubmit their plans.</p>
Post-Secondary Education Institutions	→ Open for purposes of facilitating distance learning, performing critical research, or performing essential functions as determined by the institution	→ Open for purposes of facilitating distance learning, performing critical research, or performing essential functions as determined by the institution	→ Open, following CDC guidelines	→ Open, following CDC guidelines	→ Open, following CDC guidelines	→ Open, following CDC guidelines
Childcare Centers, Day Camps & Summer Programs* <i>*for bar or restaurant components, refer to Restaurant, Bars, & Food Trucks</i>	<p>→ Open, following WEDC reopening & Dept. of Children & Families guidelines</p> <p>→ No interaction between groups/classrooms</p>	<p>→ Open, following WEDC reopening & Dept. of Children & Families guidelines</p>	<p>→ Open, following WEDC reopening & Dept. of Children & Families guidelines</p>	<p>→ Open, following WEDC reopening & Dept. of Children & Families guidelines</p>	<p>→ Open, following WEDC reopening & Dept. of Children & Families guidelines</p> <p>→ No interaction or contact between groups/classrooms for students and/or staff</p> <p>→ No more than 15 children per individual classroom</p>	<p>→ Open, following WEDC reopening & Dept. of Children & Families guidelines</p> <p>→ No interaction or contact between groups/classrooms for students and/or staff</p> <p>→ No more than 15 children per individual classroom</p>

BUSINESS DESCRIPTION	SAFER RACINE PHASE 1 (STARTS JUNE 22 ND)	SAFER RACINE PHASE 2 (STARTS JULY 9 TH)	SAFER RACINE PHASE 3 (STARTS AUGUST 5 TH)	SAFER RACINE PHASE 4 (STARTS NOV. 5 TH)	SAFER RACINE PHASE 5 (STARTS NOV. 27 TH)	SAFER RACINE PHASE 6 (STARTS JAN. 18 TH)
Businesses, Workplaces, and Faith & Spiritual Communities (Table 1)						
Commercial Offices* <i>*for bar or restaurant components, refer to Restaurant, Bars, & Food Trucks</i>	→ Open, follow public health requirements & WEDC reopening guidelines (General , Professional Services)	→ Open, follow public health requirements & WEDC reopening guidelines (General , Professional Services)	→ Open, follow public health requirements & WEDC reopening guidelines (General , Professional Services)	→ Open, follow public health requirements & WEDC reopening guidelines (General , Professional Services)	→ Open, follow public health requirements & WEDC reopening guidelines (General , Professional Services) → To the greatest extent possible, facilitate remote work and other measures that limit the number of individuals present at an office or facility	→ Open, follow public health requirements & WEDC reopening guidelines (General , Professional Services) → To the greatest extent possible, facilitate remote work and other measures that limit the number of individuals present at an office or facility
Government Offices	→ Open, follow public health requirements & WEDC reopening guidelines (General , Professional Services , Public Facilities) → No public access	→ Open, follow public health requirements & WEDC reopening guidelines(General , Professional Services , Public Facilities) → No public access	→ Open, follow public health requirements & WEDC reopening guidelines(General , Professional Services , Public Facilities) → No public access	→ Open, follow public health requirements & WEDC reopening guidelines(General , Professional Services , Public Facilities) → No public access	→ Open, follow public health requirements & WEDC reopening guidelines(General , Professional Services , Public Facilities) → No public access	→ Open, follow public health requirements & WEDC reopening guidelines(General , Professional Services , Public Facilities) → No public access
Restaurants, Bars, & Food Trucks** <i>** for venues with indoor or outdoor gathering spaces, refer to Indoor & Outdoor Mass Gatherings in Private venues</i>	→ Open, follow public health requirements & WEDC reopening guidelines (General , Entertainment & Amusement , Restaurants , Retail) → Up to 50% indoor capacity, if social distancing of 6ft can be maintained (based on occupancy permit) → Outdoor seating allowed → Take-out & delivery service → No self-service → No customer self-dispensing → Indoor play areas closed	→ Open, follow public health requirements & WEDC reopening guidelines (General , Entertainment & Amusement , Restaurants , Retail) → Up to 50% indoor capacity, if social distancing of 6ft can be maintained (based on occupancy permit) → Outdoor seating allowed → Take-out & delivery service → No self-service → No customer self-dispensing → Indoor play areas closed	→ Open, follow public health requirements & WEDC reopening guidelines (General , Entertainment & Amusement , Restaurants , Retail) → Up to 50% indoor capacity, if social distancing of 6ft can be maintained (based on occupancy permit) → Outdoor seating allowed → Take-out & delivery service → No self-service → No customer self-dispensing → Indoor play areas closed	→ Open, follow public health requirements & WEDC reopening guidelines (General , Entertainment & Amusement , Restaurants , Retail) → Up to 50% indoor capacity, if social distancing of 6ft can be maintained (based on occupancy permit) → Outdoor seating allowed → Take-out & delivery service → No self-service → No customer self-dispensing → Indoor play areas closed	→ Open, follow public health requirements & WEDC reopening guidelines (General , Entertainment & Amusement , Restaurants , Retail) → Up to 25% indoor capacity (based on occupancy permit & excluding employees), if social distancing of 6ft can be maintained → Outdoor seating allowed → Take-out & delivery service → No self-service → No customer self-dispensing → Indoor play areas closed	→ Open, follow public health requirements & WEDC reopening guidelines (General , Entertainment & Amusement , Restaurants , Retail) → Up to 50% indoor capacity, if social distancing of 6ft can be maintained (based on occupancy permit) → Outdoor seating allowed → Take-out & delivery service → No self-service → No customer self-dispensing → Indoor play areas closed
Retail Establishments (such as grocery, hardware, office, clothing, and household goods stores)	→ Open, follow public health requirements & WEDC reopening guidelines (General , Retail)	→ Open, follow public health requirements & WEDC reopening guidelines (General , Retail)	→ Open, follow public health requirements & WEDC reopening guidelines (General , Retail)	→ Open, follow public health requirements & WEDC reopening guidelines (General , Retail)	→ Open, follow public health requirements & WEDC reopening guidelines (General , Retail) → Up to 50% indoor capacity (based on occupancy permit & excluding employees), if social distancing of 6ft can be maintained	→ Open, follow public health requirements & WEDC reopening guidelines (General , Retail)

BUSINESS DESCRIPTION	SAFER RACINE PHASE 1 (STARTS JUNE 22 ND)	SAFER RACINE PHASE 2 (STARTS JULY 9 TH)	SAFER RACINE PHASE 3 (STARTS AUGUST 5 TH)	SAFER RACINE PHASE 4 (STARTS NOV. 5 TH)	SAFER RACINE PHASE 5 (STARTS NOV. 27 TH)	SAFER RACINE PHASE 6 (STARTS JAN. 18 TH)
Businesses, Workplaces, & Faith & Spiritual Communities (Table 2)						
Indoor Recreational Facilities* , ** (such as gyms, fitness facilities, martial arts, bowling alleys, pool halls, funplexes, miniature golf, skating/roller rinks, dance studios, yoga studios, & gymnastics clubs) <i>*for bar or restaurant components, refer to Restaurant, Bars, & Food Trucks</i> <i>** for mass gatherings, refer to Indoor & Outdoor Mass Gatherings in Private Venues</i>	→ Open, follow public health requirements & WEDC reopening guidelines (General , Entertainment & Amusement , Gyms & Fitness , Retail) → Up to 25% indoor capacity or 10 individuals, whichever is greater, if social distancing of 6ft can be maintained (based on occupancy permit)	→ Open, follow public health requirements & WEDC reopening guidelines (General , Entertainment & Amusement , Gyms & Fitness , Retail) → Up to 50% indoor capacity, if social distancing of 6ft can be maintained (based on occupancy permit)	→ Open, follow public health requirements & WEDC reopening guidelines (General , Entertainment & Amusement , Gyms & Fitness , Retail) → Up to 50% indoor capacity, if social distancing of 6ft can be maintained (based on occupancy permit)	→ Open, follow public health requirements & WEDC reopening guidelines (General , Entertainment & Amusement , Gyms & Fitness , Retail) → Up to 50% indoor capacity, if social distancing of 6ft can be maintained (based on occupancy permit)	→ Open, follow public health requirements & WEDC reopening guidelines (General , Entertainment & Amusement , Gyms & Fitness , Retail) → Up to 25% indoor capacity (based on occupancy permit & excluding employees), if social distancing of 6ft can be maintained	→ Open, follow public health requirements & WEDC reopening guidelines (General , Entertainment & Amusement , Gyms & Fitness , Retail) → Up to 50% indoor capacity, if social distancing of 6ft can be maintained (based on occupancy permit)
Personal Care Establishments (such as salons, tattoo parlors, tanning, massage, & spas)	→ Open, follow public health requirements & WEDC reopening guidelines (General , Personal Services)	→ Open, follow public health requirements & WEDC reopening guidelines (General , Personal Services)	→ Open, follow public health requirements & WEDC reopening guidelines (General , Personal Services)	→ Open, follow public health requirements & WEDC reopening guidelines (General , Personal Services)	→ Open, follow public health requirements & WEDC reopening guidelines (General , Personal Services) → Up to 50% indoor capacity (based on occupancy permit & excluding employees), if social distancing of 6ft can be maintained	→ Open, follow public health requirements & WEDC reopening guidelines (General , Personal Services)
Lodging (such as hotels, motels, short-term rentals, campgrounds) <i>*for bar or restaurant components, refer to Restaurant, Bars, & Food Trucks</i> <i>** for mass gatherings, refer to Indoor & Outdoor Mass Gatherings in Private Venues</i>	→ Open, follow public health requirements & WEDC reopening guidelines (General , Hospitality & Lodging)	→ Open, follow public health requirements & WEDC reopening guidelines (General , Hospitality & Lodging)	→ Open, follow public health requirements & WEDC reopening guidelines (General , Hospitality & Lodging)	→ Open, follow public health requirements & WEDC reopening guidelines (General , Hospitality & Lodging)	→ Open, follow public health requirements & WEDC reopening guidelines (General , Hospitality & Lodging) → Prohibit guests from congregating in lobbies or other common areas	→ Open, follow public health requirements & WEDC reopening guidelines (General , Hospitality & Lodging) → Prohibit guests from congregating in lobbies or other common areas
Cleaning Services (residential & commercial cleaners & car washes)	→ Open, follow public health requirements & WEDC reopening guidelines (General , Hospitality & Lodging)	→ Open, follow public health requirements & WEDC reopening guidelines (General , Hospitality & Lodging)	→ Open, follow public health requirements & WEDC reopening guidelines (General , Hospitality & Lodging)	→ Open, follow public health requirements & WEDC reopening guidelines (General , Hospitality & Lodging)	→ Open, follow public health requirements & WEDC reopening guidelines (General , Hospitality & Lodging)	→ Open, follow public health requirements & WEDC reopening guidelines (General , Hospitality & Lodging)
Home Remodeling & Construction (interior & exterior)	→ Open, follow public health requirements & WEDC reopening guidelines (General , Construction)	→ Open, follow public health requirements & WEDC reopening guidelines (General , Construction)	→ Open, follow public health requirements & WEDC reopening guidelines (General , Construction)	→ Open, follow public health requirements & WEDC reopening guidelines (General , Construction)	→ Open, follow public health requirements & WEDC reopening guidelines (General , Construction)	→ Open, follow public health requirements & WEDC reopening guidelines (General , Construction)

BUSINESS DESCRIPTION	SAFER RACINE PHASE 1 (STARTS JUNE 22 ND)	SAFER RACINE PHASE 2 (STARTS JULY 9 TH)	SAFER RACINE PHASE 3 (STARTS AUGUST 5 TH)	SAFER RACINE PHASE 4 (STARTS NOV. 5 TH)	SAFER RACINE PHASE 5 (STARTS NOV. 27 TH)	SAFER RACINE PHASE 6 (STARTS JAN. 18 TH)
Businesses, Workplaces, and Faith & Spiritual Communities (Table 3)						
Faith-based Services, Religious Entities, & Places of Worship*,** <i>*for bar or restaurant components, refer to Restaurant, Bars, & Food Trucks</i> <i>** for mass gatherings, refer to Indoor & Outdoor Mass Gatherings in Private Venues</i>	→ Follow WEDC reopening guidelines (General , Childcare Facilities , Public Facilities) → Open, based on square footage requirements (see guidance above , See #4), if social distancing of 6ft can be maintained	→ Follow WEDC reopening guidelines (General , Childcare Facilities , Public Facilities) → Open, up to 50% indoor capacity, if social distancing of 6ft can be maintained (based on occupancy permit)	→ Follow WEDC reopening guidelines (General , Childcare Facilities , Public Facilities) → Open, up to 50% indoor capacity, if social distancing of 6ft can be maintained (based on occupancy permit)	→ Follow WEDC reopening guidelines (General , Childcare Facilities , Public Facilities) → Open, up to 50% indoor capacity, if social distancing of 6ft can be maintained (based on occupancy permit)	→ Follow WEDC reopening guidelines (General , Childcare Facilities , Public Facilities) → Open, up to 50% indoor capacity (based on occupancy permit & excluding employees), if social distancing of 6ft can be maintained → For special events, limit of 50 people on premises (based on occupancy permit & excluding employees), if social distancing of 6ft can be maintained	→ Follow WEDC reopening guidelines (General , Childcare Facilities , Public Facilities) → Open, up to 50% indoor capacity (based on occupancy permit & excluding employees), if social distancing of 6ft can be maintained → For special events, limit of 50 people on premises (based on occupancy permit & excluding employees), if social distancing of 6ft can be maintained
Manufacturing, Wholesale Trade, and Warehousing* <i>*for bar or restaurant components, refer to Restaurant, Bars, and Food Trucks</i>	→ Open, follow public health requirements & WEDC reopening guidelines (General , Manufacturing, Wholesale Trade & Warehousing)	→ Open, follow public health requirements & WEDC reopening guidelines (General , Manufacturing, Wholesale Trade & Warehousing)	→ Open, follow public health requirements & WEDC reopening guidelines (General , Manufacturing, Wholesale Trade & Warehousing)	→ Open, follow public health requirements & WEDC reopening guidelines (General , Manufacturing, Wholesale Trade & Warehousing)	→ Open, follow public health requirements & WEDC reopening guidelines (General , Manufacturing, Wholesale Trade & Warehousing) → To the greatest extent possible, facilitate remote work and other measures that limit the number of individuals present at an office or facility	→ Open, follow public health requirements & WEDC reopening guidelines (General , Manufacturing, Wholesale Trade & Warehousing) → To the greatest extent possible, facilitate remote work and other measures that limit the number of individuals present at an office or facility
Agriculture, Aquaculture, and Community Gardens	→ Open, follow public health requirements & WEDC reopening guidelines (General , Agriculture)	→ Open, follow public health requirements & WEDC reopening guidelines (General , Agriculture)	→ Open, follow public health requirements & WEDC reopening guidelines (General , Agriculture)	→ Open, follow public health requirements & WEDC reopening guidelines (General , Agriculture)	→ Open, follow public health requirements & WEDC reopening guidelines (General , Agriculture)	→ Open, follow public health requirements & WEDC reopening guidelines (General , Agriculture)
Transportation	→ Open, follow public health requirements & WEDC reopening guidelines (General , Transportation)	→ Open, follow public health requirements & WEDC reopening guidelines (General , Transportation)	→ Open, follow public health requirements & WEDC reopening guidelines (General , Transportation)	→ Open, follow public health requirements & WEDC reopening guidelines (General , Transportation)	→ Open, follow public health requirements & WEDC reopening guidelines (General , Transportation)	→ Open, follow public health requirements & WEDC reopening guidelines (General , Transportation)

BUSINESS DESCRIPTIONS	SAFER RACINE PHASE 1 (STARTS JUNE 22 ND)	SAFER RACINE PHASE 2 (STARTS JULY 9 TH)	SAFER RACINE PHASE 3 (STARTS AUGUST 5 TH)	SAFER RACINE PHASE 4 (STARTS NOV. 5 TH)	SAFER RACINE PHASE 5 (STARTS NOV. 27 TH)	SAFER RACINE PHASE 6 (STARTS JAN. 18 TH)
Recreational Activities (Table 1)						
Low-risk Recreational Activities (such as walking, bike riding, tennis, disc golf, pickle ball, dog parks & skateboarding)	→ Open, follow public health requirements & WEDC reopening guidelines (General , Public Facilities , Outdoor Recreation)	→ Open, follow public health requirements & WEDC reopening guidelines (General , Public Facilities , Outdoor Recreation)	→ Open, follow public health requirements & WEDC reopening guidelines (General , Public Facilities , Outdoor Recreation)	→ Open, follow public health requirements & WEDC reopening guidelines (General , Public Facilities , Outdoor Recreation)	→ Open, follow public health requirements & WEDC reopening guidelines (General , Public Facilities , Outdoor Recreation)	→ Open, follow public health requirements & WEDC reopening guidelines (General , Public Facilities , Outdoor Recreation)
High-risk Recreational Activities (such as football, basketball, soccer, softball, baseball, volleyball, roller derby, wrestling, cheerleading, pom squad, swimming, and diving)	→ Closed	→ Closed	→ Closed	→ Closed → Additional high-risk activities include: wrestling, cheerleading, pom squad, swimming, and diving	→ Closed → Additional high-risk activities include: wrestling, cheerleading, pom squad, swimming, and diving	→ Closed → Additional high-risk activities include: wrestling, cheerleading, pom squad, swimming, and diving
Outdoor Playgrounds & Skateboard Parks	→ Closed	→ Open, follow public health requirements & WEDC reopening guidelines (General , Outdoor Recreation)	→ Open, follow public health requirements & WEDC reopening guidelines (General , Outdoor Recreation)	→ Open, follow public health requirements & WEDC reopening guidelines (General , Outdoor Recreation)	→ Open, follow public health requirements & WEDC reopening guidelines (General , Outdoor Recreation)	→ Open, follow public health requirements & WEDC reopening guidelines (General , Outdoor Recreation)
Golf Courses, Outdoor Recreational Rentals, Yacht Clubs, & Country Clubs*,** <i>*for bar or restaurant components, refer to Restaurant, Bars, and Food Trucks</i> <i>** for mass gatherings, refer to Indoor & Outdoor Mass Gatherings in Private Venues</i>	→ Open, follow public health requirements & WEDC reopening guidelines (General , Outdoor Recreation)	→ Open, follow public health requirements & WEDC reopening guidelines (General , Outdoor Recreation)	→ Open, follow public health requirements & WEDC reopening guidelines (General , Outdoor Recreation)	→ Open, follow public health requirements & WEDC reopening guidelines (General , Outdoor Recreation)	→ Open, follow public health requirements & WEDC reopening guidelines (General , Outdoor Recreation)	→ Open, follow public health requirements & WEDC reopening guidelines (General , Outdoor Recreation)
Licensed Swimming Pools & Splash Pads* <i>*for bar or restaurant components, refer to Restaurant, Bars, & Food Trucks</i>	→ Open, follow public health requirements, DATCP reopening guidance (Pools and Water Attractions), & WEDC reopening guidelines (General , Public Facilities , Outdoor Recreation) → Limited to 10 people, if social distancing of 6ft can be maintained	→ Open, follow public health requirements & WEDC reopening guidelines (General , Public Facilities , Outdoor Recreation) → Up to 25% capacity of premises, if social distancing of 6ft can be maintained → Splash Pads remain closed	→ Open, follow public health requirements & WEDC reopening guidelines (General , Public Facilities , Outdoor Recreation) → Up to 50% capacity of premises, if social distancing of 6ft can be maintained → Splash Pads remain closed	→ Open, follow public health requirements & WEDC reopening guidelines (General , Public Facilities , Outdoor Recreation) → Up to 50% capacity of premises, if social distancing of 6ft can be maintained → Splash Pads remain closed	→ Open, follow public health requirements & WEDC reopening guidelines (General , Public Facilities , Outdoor Recreation) → Up to 25% capacity of premises (based on occupancy permit & excluding employees), if social distancing of 6ft can be maintained → Splash Pads remain closed	→ Open, follow public health requirements & WEDC reopening guidelines (General , Public Facilities , Outdoor Recreation) → Up to 50% capacity of premises, if social distancing of 6ft can be maintained → Splash Pads remain closed

BUSINESS DESCRIPTIONS	SAFER RACINE PHASE 1 (STARTS JUNE 22 ND)	SAFER RACINE PHASE 2 (STARTS JULY 9 TH)	SAFER RACINE PHASE 3 (STARTS AUGUST 5 TH)	SAFER RACINE PHASE 4 (STARTS NOV. 5 TH)	SAFER RACINE PHASE 5 (STARTS NOV. 27 TH)	SAFER RACINE PHASE 6 (STARTS JAN. 18 TH)
Recreational Activities (Table 2)						
Indoor Places of Arts & Culture*.** (such as movie & other theaters, social clubs, and museums) <i>*for bar or restaurant components, refer to Restaurant, Bars, and Food Trucks</i> <i>** for mass gatherings, refer to Indoor & Outdoor Mass Gatherings in Private Venues</i>	→ Follow public health requirements & WEDC reopening guidelines (General , Entertainment & Amusement , Restaurants , Retail) → Open, based on square footage of facility (see guidance above , See #4), if social distancing of 6ft can be maintained	→ Follow public health requirements & WEDC reopening guidelines (General , Entertainment & Amusement , Restaurants , Retail) → Open, up to 50% indoor capacity, if social distancing of 6ft can be maintained (based on occupancy permit)	→ Follow public health requirements & WEDC reopening guidelines (General , Entertainment & Amusement , Restaurants , Retail) → Open, up to 75% indoor capacity, if social distancing of 6ft can be maintained (based on occupancy permit)	→ Follow public health requirements & WEDC reopening guidelines (General , Entertainment & Amusement , Restaurants , Retail) → Open, up to 75% indoor capacity, if social distancing of 6ft can be maintained (based on occupancy permit)	→ Follow public health requirements & WEDC reopening guidelines (General , Entertainment & Amusement , Restaurants , Retail) → Open, up to 25% indoor capacity (based on occupancy permit & excluding employees), if social distancing of 6ft can be maintained	→ Follow public health requirements & WEDC reopening guidelines (General , Entertainment & Amusement , Restaurants , Retail) → Open, up to 50% indoor capacity, if social distancing of 6ft can be maintained (based on occupancy permit)
Outdoor Places of Amusement & Activity* (such as zoos & farmer markets) <i>*for bar or restaurant components, refer to Restaurant, Bars, * Food Trucks</i>	→ Open, follow public health requirements & WEDC reopening guidelines (General , Outdoor Recreation , Entertainment & Amusement , Restaurants , Retail) → Up to 500 people on premises, if social distancing of 6ft can be maintained; Not to exceed 1,000 people per day. → Up to 25 people per event for special events, if social distancing of 6ft can be maintained	→ Open, follow public health requirements & WEDC reopening guidelines (General , Outdoor Recreation , Entertainment & Amusement , Restaurants , Retail) → Up to 500 people on premises, if social distancing of 6ft can be maintained → For special events, limit of 500 people is reduced to 100 people on premises, if social distancing of 6ft can be maintained	→ Open, follow public health requirements & WEDC reopening guidelines (General , Outdoor Recreation , Entertainment & Amusement , Restaurants , Retail) → Up to 500 people on premises, if social distancing of 6ft can be maintained → For special events, limit of 500 people is reduced to 100 people on premises, if social distancing of 6ft can be maintained	→ Open, follow public health requirements & WEDC reopening guidelines (General , Outdoor Recreation , Entertainment & Amusement , Restaurants , Retail) → Up to 500 people on premises, if social distancing of 6ft can be maintained → For special events, limit of 500 people is reduced to 100 people on premises, if social distancing of 6ft can be maintained	→ Open, follow public health requirements & WEDC reopening guidelines (General , Outdoor Recreation , Entertainment & Amusement , Restaurants , Retail) → Up to 500 people on premises, if social distancing of 6ft can be maintained → For special events, limit of 500 people is reduced to 50 people on premises (based on occupancy permit & excluding employees), if social distancing of 6ft can be maintained	→ Open, follow public health requirements & WEDC reopening guidelines (General , Outdoor Recreation , Entertainment & Amusement , Restaurants , Retail) → Up to 500 people on premises, if social distancing of 6ft can be maintained → For special events, limit of 500 people is reduced to 50 people on premises (based on occupancy permit & excluding employees), if social distancing of 6ft can be maintained
Public Beaches & Parks* <i>*for bar or restaurant components, refer to Restaurant, Bars, & Food Trucks</i>	→ Open, follow public health requirements & WEDC reopening guidelines (General , Outdoor Recreation) → Parking lots & restrooms remain closed	→ Open, follow public health requirements & WEDC reopening guidelines (General , Outdoor Recreation) → Parking lots & restrooms are open	→ Open, follow public health requirements & WEDC reopening guidelines (General , Outdoor Recreation) → Parking lots & restrooms are open	→ Open, follow public health requirements & WEDC reopening guidelines (General , Outdoor Recreation) → Parking lots & restrooms are open	→ Open, follow public health requirements & WEDC reopening guidelines (General , Outdoor Recreation) → Parking lots & restrooms are open	→ Open, follow public health requirements & WEDC reopening guidelines (General , Outdoor Recreation) → Parking lots & restrooms are open

Business Descriptions	SAFER RACINE PHASE 1 (STARTS JUNE 22 ND)	SAFER RACINE PHASE 2 (STARTS JULY 9 TH)	SAFER RACINE PHASE 3 (STARTS AUGUST 5 TH)	SAFER RACINE PHASE 4 (STARTS NOV. 5 TH)	SAFER RACINE PHASE 5 (STARTS NOV. 27 TH)	SAFER RACINE PHASE 6 (STARTS JAN. 18 TH)
Mass or Social Gatherings						
Indoor & Outdoor Mass Gatherings in Public Venues* (Events that require city approval or permits) <i>*for bar or restaurant components, refer to Restaurant, Bars, and Food Trucks</i>	→ Closed	→ Closed	→ Open, follow public health requirements & WEDC reopening guidelines (General, Outdoor Gatherings, Professional Services) → Up to 50% indoor capacity (based on occupancy permit & excluding employees), if social distancing of 6ft can be maintained → Total number of persons allowed on the premises (indoors and outdoors combined) will not exceed the 50% indoor capacity (based on occupancy permit) or 100 persons, whichever is less, and is only permitted if social distancing of 6ft can be maintained	→ Open, follow public health requirements & WEDC reopening guidelines (General, Outdoor Gatherings, Professional Services) → Up to 50% indoor capacity (based on occupancy permit & excluding employees), if social distancing of 6ft can be maintained → Total number of persons allowed on the premises (indoors and outdoors combined) will not exceed the 50% indoor capacity (based on occupancy permit) or 100 persons, whichever is less, and is only permitted if social distancing of 6ft can be maintained	→ Closed	→ Closed
Indoor & Outdoor Mass Gatherings in Private Venues* (such as weddings, concerts, banquets, funerals, conferences & festivals) <i>*for bar or restaurant components, refer to Restaurant, Bars, & Food Trucks</i>	→ Open, follow public health requirements & WEDC reopening guidelines (General, Outdoor Gatherings, Professional Services) → Up to 25 people on premises, if social distancing of 6ft can be maintained	→ Open, follow public health requirements & WEDC reopening guidelines (General, Outdoor Gatherings, Professional Services) → Up to 50% indoor capacity (based on occupancy permit & excluding employees), if social distancing of 6ft can be maintained → Total number of persons allowed on the premises (indoors and outdoors combined) will not exceed the 50% indoor capacity (based on occupancy permit) or 100 persons, whichever is less and is only permitted if social distancing of 6ft can be maintained	→ Open, follow public health requirements & WEDC reopening guidelines (General, Outdoor Gatherings, Professional Services) → Up to 50% indoor capacity (based on occupancy permit & excluding employees), if social distancing of 6ft can be maintained → Total number of persons allowed on the premises (indoors and outdoors combined) will not exceed the 50% indoor capacity (based on occupancy permit) or 100 persons, whichever is less, and is only permitted if social distancing of 6ft can be maintained	→ Open, follow public health requirements & WEDC reopening guidelines (General, Outdoor Gatherings, Professional Services) → Up to 50% indoor capacity (based on occupancy permit & excluding employees), if social distancing of 6ft can be maintained → Total number of persons allowed on the premises (indoors and outdoors combined) will not exceed the 50% indoor capacity (based on occupancy permit) or 100 persons, whichever is less, and is only permitted if social distancing of 6ft can be maintained	→ Open, follow public health requirements & WEDC reopening guidelines (General, Outdoor Gatherings, Professional Services) → Up to 25% indoor capacity (based on occupancy permit & excluding employees), if social distancing of 6ft can be maintained → Total number of persons allowed on the premises (indoors and outdoors combined) will not exceed the 25% indoor capacity (based on occupancy permit & excluding employees) or 50 persons, whichever is less, and is only permitted if social distancing of 6ft can be maintained	→ Open, follow public health requirements & WEDC reopening guidelines (General, Outdoor Gatherings, Professional Services) → Up to 50% indoor capacity (based on occupancy permit & excluding employees), if social distancing of 6ft can be maintained → Total number of persons allowed on the premises (indoors and outdoors combined) will not exceed the 50% indoor capacity (based on occupancy permit & excluding employees) or 50 persons, whichever is less, and is only permitted if social distancing of 6ft can be maintained
Auction, Rummage, & Estate Sales* <i>*for bar or restaurant components, refer to Restaurant, Bars, & Food Trucks</i>	→ Closed	→ Open, follow public health requirements & WEDC reopening guidelines (General, Outdoor Gatherings, Professional Services)	→ Open, follow public health requirements & WEDC reopening guidelines (General, Outdoor Gatherings, Professional Services)	→ Open, follow public health requirements & WEDC reopening guidelines (General, Outdoor Gatherings, Professional Services)	→ Open, follow public health requirements & WEDC reopening guidelines (General, Outdoor Gatherings, Professional Services)	→ Open, follow public health requirements & WEDC reopening guidelines (General, Outdoor Gatherings, Professional Services)

